MONTAGEANLEITUNG

sun-10513abc · KIA PV5 2025- SunClip Sonnenschutz

windesa® COMFORT MADE IN GERMANY

DE: Montageanleitung	MT: Istruzzjonijiet għall-assemblaġġ
EN: Installation instructions	NL: Montagehandleiding
DK: Installationsvejledning til	PL: Instrukcje montażu
EE: Paigaldusjuhised	PT: Instruções de montagem
FI: Paigaldusjuhised	RO: Instrucțiuni de asamblare
FR: Instructions de montage	SE: Monteringsanvisningar
GR: Οδηγίες συναρμολόγησης	SK: Návod na montáž
IE: Treoracha tionóil	SI: Navodila za sestavljanje
IT: Ilstruzioni di montaggio	ES: Instrucciones de montaje
HR: Összeszerelési útmutató	CZ: Návod k montáži
LV: Montāžas instrukcija	HU: Összeszerelési útmutató
LT: Surinkimo instrukcijos	BG: Инструкции за сглобяване

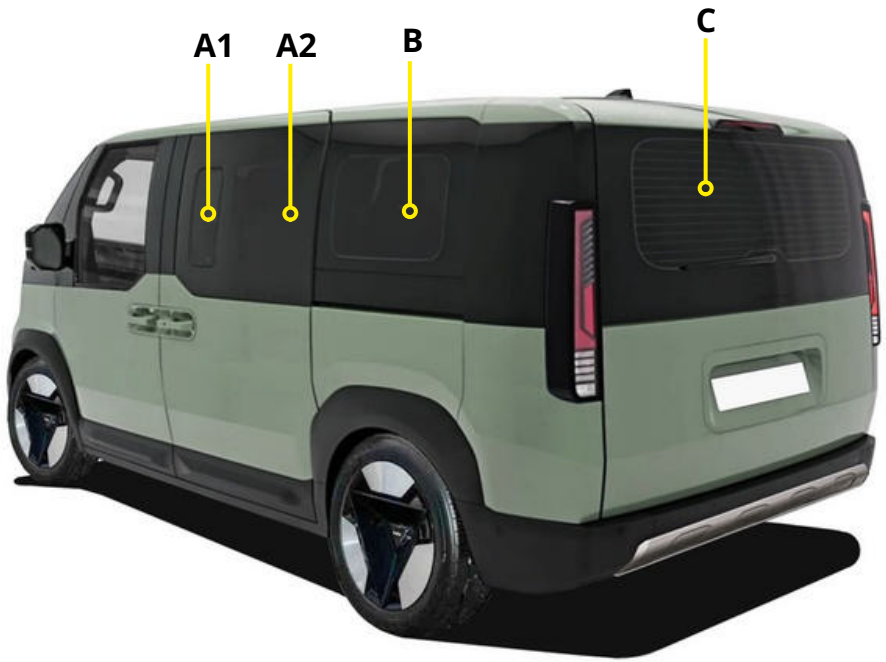

2x A1



2x SC8-20



4x SC9



2x A2



8x SC8-7



2xB



8x SC8-10



1x C



2x SC8-10



4x SC8-20



1x



MONTAGEANLEITUNG

sun-10513abc · KIA PV5 2025- SunClip Sonnenschutz

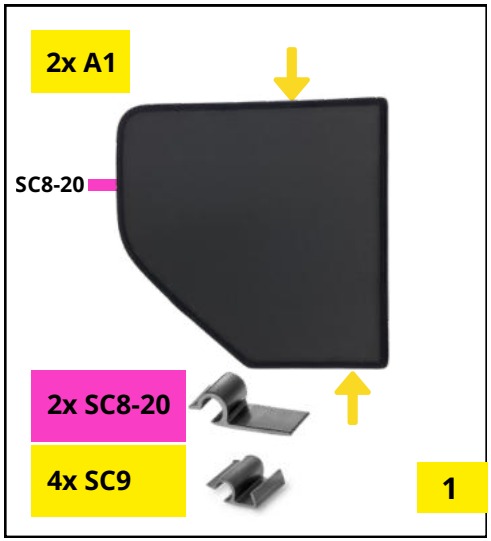











MONTAGEANLEITUNG

sun-10513abc · KIA PV5 2025- SunClip Sonnenschutz

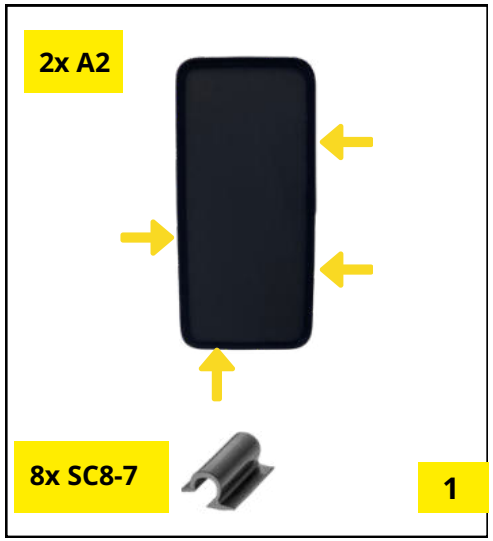











MONTAGEANLEITUNG

sun-10513abc · KIA PV5 2025- SunClip Sonnenschutz















windesa GmbH · Kiebitzheide 47 · 49084 Osnabrück · info@windesa.com · www.windesa.com

MONTAGEANLEITUNG

sun-10513abc · KIA PV5 2025- SunClip Sonnenschutz

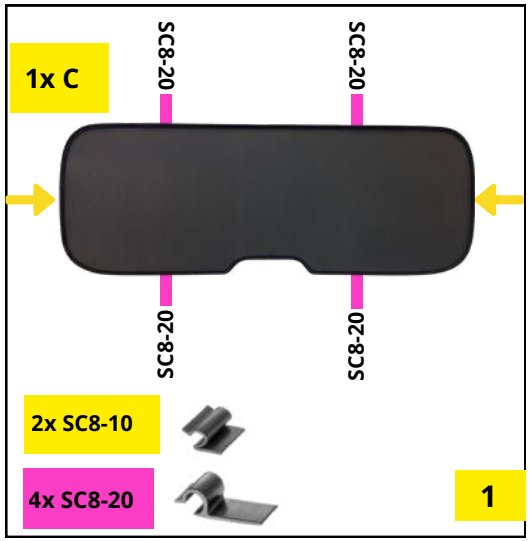









windesa GmbH · Kiebitzheide 47 · 49084 Osnabrück · info@windesa.com · www.windesa.com